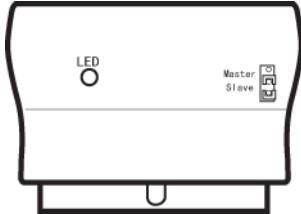


3.5" IDE to SATA Adapter

Model no: KCLONE-35ADAPTERS-15



Quick Start Guide

Introduction

Thank you for purchasing the Kanguru 3.5" IDE to SATA adapter. These adapters will allow you to duplicate 3.5" IDE hard drives with your Kanguru Clone Hard Drive Duplicator.

Note: The 3.5" IDE to SATA adapters do not support 2.5" IDE drives. If you would like to duplicate 2.5" IDE hard drives you will need to purchase additional adapters. Kanguru Solutions does not carry 2.5" to 3.5" IDE adapters however 2.5" to 3.5" IDE adapters are readily available from most electronic retailers.

Package Contents

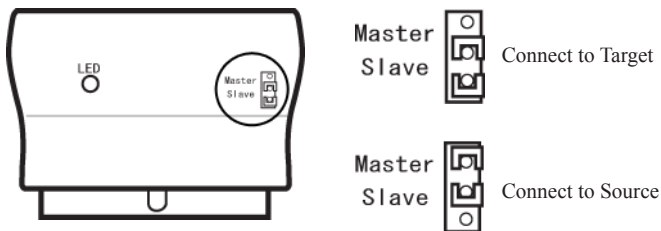
If any of the following items are missing, please contact Kanguru Solutions Technical Support at 508-376-4245 ext.2 and your replacement parts will be shipped to you immediately.

- 15 x 3.5" IDE to SATA adapter
- 15 x Power adapter cables
- 15 x SATA/eSATA data cables

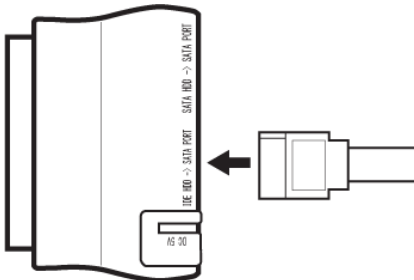
03.30.11 v1.0 © 2011 Kanguru Solutions
Legal terms and conditions available at www.kanguru.com.
Please review and agree before use. Thank you.

Setup

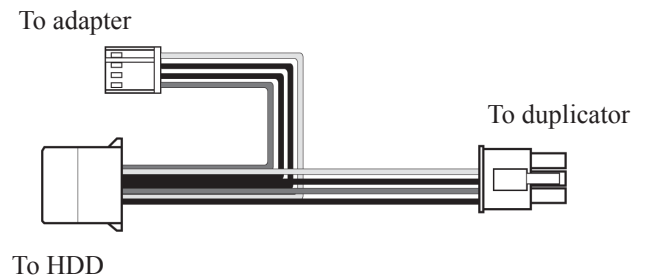
There are jumper pins on the front of the adapter that need to be set depending on whether you are connecting the adapter to a Source (Master) drive or Target (Slave) drive.



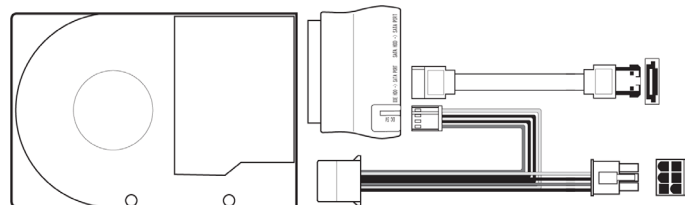
Once your jumpers are set, connect your data cable. There are two SATA connectors on the bottom of the adapter. Connect the SATA cable to the SATA port labeled "IDE HDD → SATA PORT"



The power adapter cables included have three ends.



Complete connecting the cables as shown below.



CAUTION: Do not attempt to connect or disconnect any cables while the duplicator is operating. Doing so may cause data loss or damage to your system.